




# PULSAR



## PULSAR 1000W

The Pulsar Series 1000w is a UV to IR Full-Spectrum grow light, capable of 2800 Umol/s output with a PPF/w efficacy of 2.8.

Each spectrum is independently controlled via dimmer knobs, Dim 1 for full-spectrum white (3000k, 5000K, and 660nm Red), Dim 2 for 730nm Far-Red, and Dim 3 for 395nm UV.

This spectrum tunability allows for an unlimited amount of spectrum options without compromising the output of the fixture.

The Pulsar Series is also IP65 waterproof for the harshest of growing environments.

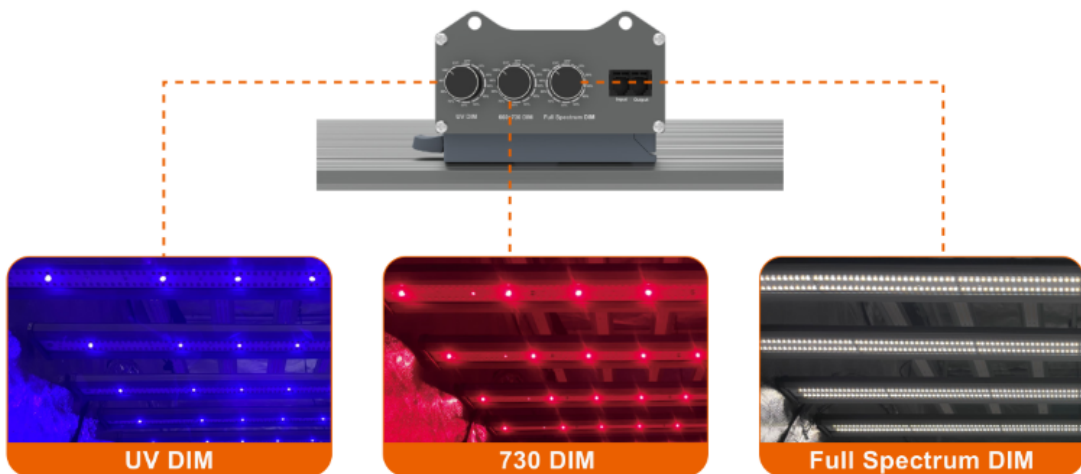
This fixture is also compatible with our GIL100 touch screen Pulsar Controller which is capable of controlling up to 50 Pulsar 1000w grow lights simultaneously.

The GIL100 offers 4 channel tunability with every function you could hope for in a commercial grade control system. (More information below!)

The 1000w Pulsar is easily assembled using our "click in" LED bars and can also be factory assembled and shipped to your facility, plug and play!

## 3 Channels Dimmers Design

Freely adjust the lightings according to different growing stages

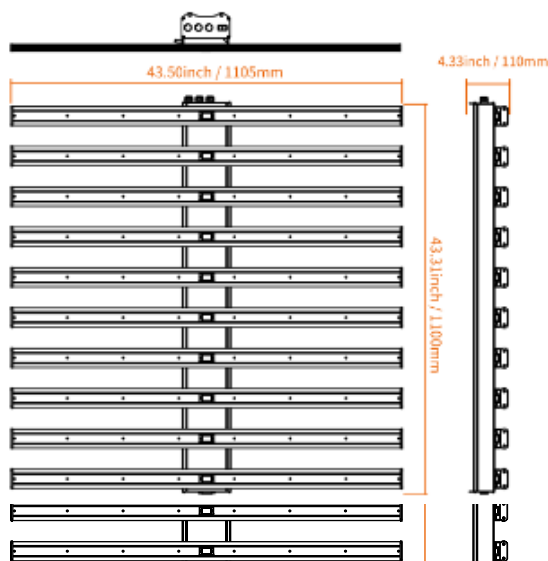


Model	Spectral Wavelength	LEDs Diodes	Power	Photosynthetic ePAR
	DIM 1	3000K+5000K+660nm	900W	PPF: 2475 umol/s
	DIM2	Far-red 730nm	63W	PPF: 220 umol/s
	DIM3	UV 395nm	37W	PPF: 56 umol/s
	DIM1+DIM2	White+Red+Far red	930W	PPF:2695 μmol/s
	DIM1+DIM2+DIM3	White+Red+Far red+ UV	1000W	PPF:2800 μmol/s

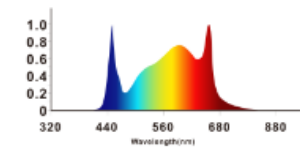
## Model

## PULSAR 1000W

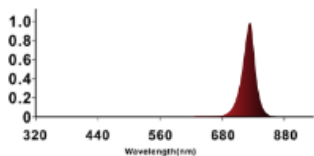
PPF	2800 $\mu\text{mol/s}$
PPFD	1842 $\mu\text{mol/m}^2/\text{s}$
PPE	2.8 $\mu\text{mol/J}$
AC Input Power	1000W
Light Bar	10 Bars
Net Weight	34.2 lbs / 15.5kgs
AC Input Voltage	1000W@120VAC 980W@277VAC
Spectrum	Sunlike full spectrum+660nm red chips+730nm chips+UV chips
Fixture Dimensions	L43.50"W43.31"H4.33inch (L1105mm"W1100mm"H110mm)
Mounting Height	>6"(15.2cm) above Canopy
Dimming	0-10V Dimmable
Control links	daisy chain
Lifespan	>50000 hours
Warranty	5 Years Warranty



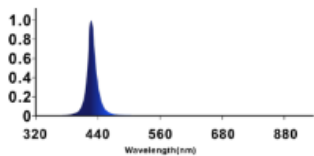
# PULSAR 1000W



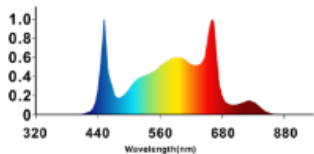
**DIM 1: Full spectrum (3000K+5000K+660nm)**



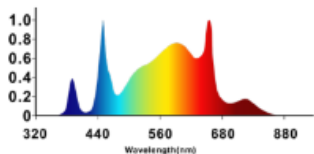
**DIM 2: Far-red 730nm**



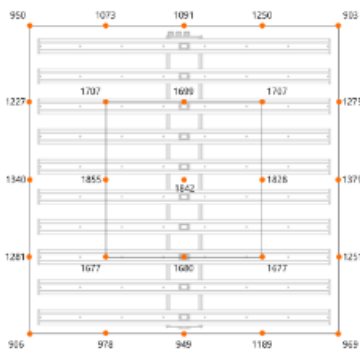
**DIM 3: UVA 395nm**




**DIM1+DIM2: White+Red+Far red**




**DIM1+DIM2+DIM3: White+Red+Far-red+UV**



**5'x5FT HEIGHT: 12"**



**5'x5FT HEIGHT: 24"**

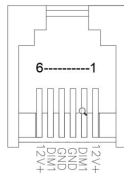
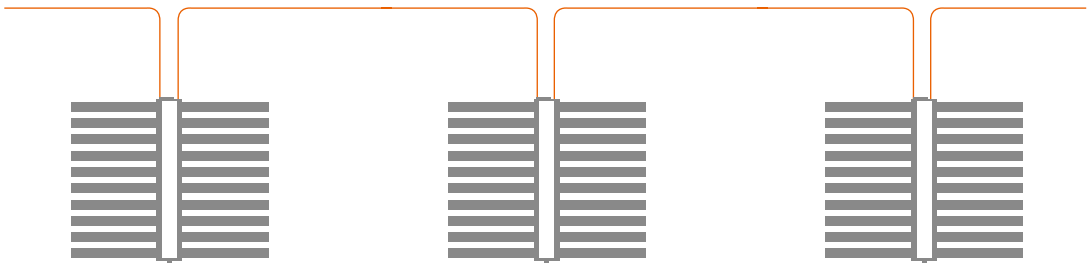


**5'x5FT HEIGHT: 36"**

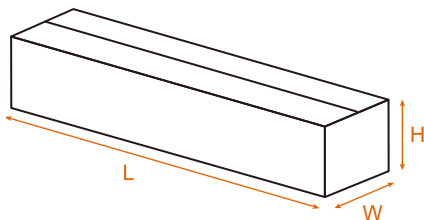
# PULSAR 1000W

Up to 50 Pulsar 1000w lights can be daisy chained together using our GIL100 touch screen controller. This system is capable of sunrise/sunset functions, time of day settings, 4 channel individual control, scene control, PPFD settings, and high temperature power reduction mode.

- Set all lights to EXT Mode. Note: One fixture must be set to main-light and others set to sub-light.
- Connect all lights using RJ-14 double-ended connection cables to the RJ-14 socket marked as EXT on the driver.
- Once the lights are all connected you are able to have the ultimate control over your grow!



- Four channels control.
- Power control.
- Scene mode setting.
- Time-division power or switch control.
- Sunrise and sunset settings , PPFD settings .
- Reduce power or turn off lights at high temperature.




Model	QTY	Size	N.W/CTN	G.W/CTN
Pulsar 1000W	1	45 x 11 x 9 In	34.2 Lbs	39.68 Lbs

## CAUTION

All of the LED arrays **MUST** be connected prior to powering the fixture!  
(Failing to do so will result in failure of the light strips)

- 1 Slide the LED bar into the driver box. (All 10 must be connected!)



- 2 Connect the ratcheting rope hangers to the 4 holes located on the edge of the driver box.



- 3 Connect the ratcheting rope hangers to the inside of your grow tent or other hanging substrate. That's it!

