



AC INFINITY

DUCT CARBON FILTER

PREMIUM AUSTRALIAN CHARCOAL

USER MANUAL

WELCOME

Thank you for choosing AC Infinity. We are committed to product quality and friendly customer service. If you have any questions or suggestions, please don't hesitate to [contact](#) us. Visit www.acinfinity.com and click contact for our contact information.

EMAIL

support@acinfinity.com

WEB

www.acinfinity.com

LOCATION

Los Angeles, CA

MANUAL CODE CL2009X1 (Carbon Filter)

PRODUCT

DUCT CARBON FILTER, 4"

DUCT CARBON FILTER, 6"

DUCT CARBON FILTER, 8"

DUCT CARBON FILTER, 10"

DUCT CARBON FILTER, 12"

MODEL

AC-DCF4

AC-DCF6

AC-DCF8

AC-DCF10

AC-DCF12

UPC-A

819137020665

819137020672

819137020689

819137020825

819137021617

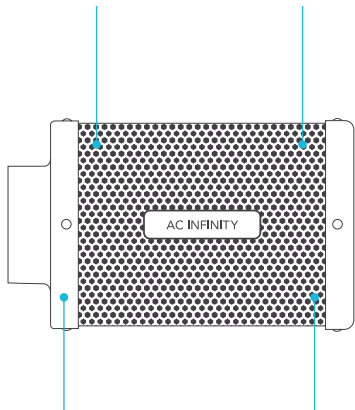
MANUAL INDEX

Manual Index	Page 5
Key Features	Page 6
Product Contents	Page 7
Installation	Page 8
Maintenance	Page 12
Other AC Infinity Products	Page 13
Warranty	Page 14

KEY FEATURES

ALUMINUM FRAME

Features a resilient frame that resists corrosion and can be placed in high humidity settings.



REVERSIBLE FLANGES

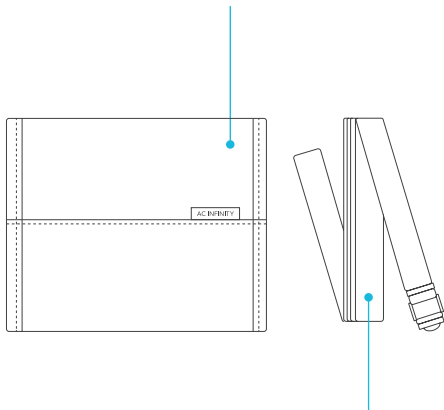
The flanges can be removed and placed on the opposite ends to fully utilize the carbon bed inside.

MAX AIR PASSTHROUGH

Aluminum mesh allows complete passthrough of air suitable for both intake and exhaust applications.

CLOTH FILTER COVER

Traps particles from passing through the carbon filter. Rewash every six months to extend its lifespan.




ACTIVATED CARBON

Features RC412 1200+ IAV Australian charcoal with high adsorption rate to completely block odor and scrub the air.

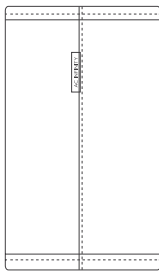
FILTER STRAPS

Includes two nylon straps that secures the carbon filter onto your grow tent support beams.

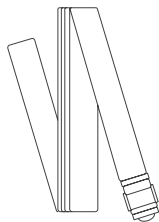
PRODUCT CONTENTS



DUCT
FILTER (x1)



PREFILTER
CLOTH (x1)

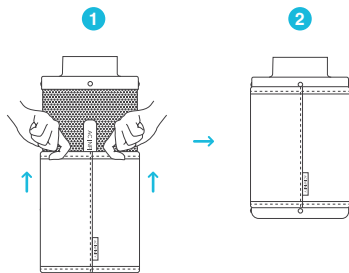


FILTER
STRAPS (x2)

INSTALLATION

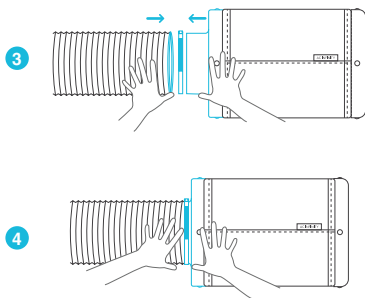
STEP 1

Slide the cloth over the filter to block dust and other particles from passing through. Make sure the entire metal mesh is covered by the cloth.



STEP 2

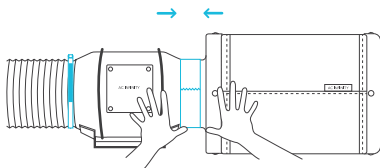
Connect your duct tube over the filter. Use duct clamps to secure the connection. You may also apply ducting tape before using the duct clamps for even further security.



INSTALLATION

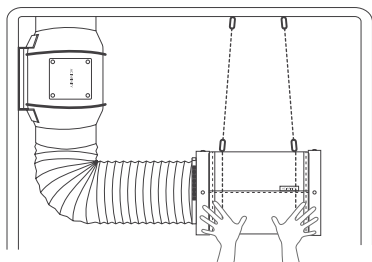
STEP 3

You may also connect the filter directly to your inline duct fan. Use ducting tape to secure them together.



STEP 4

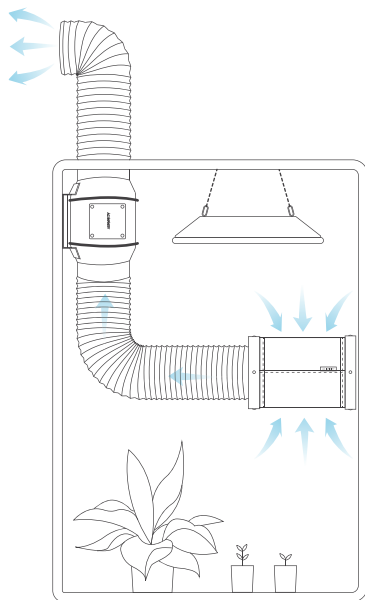
If the filter is placed in a humid space, position the filter at the highest point possible.



INSTALLATION

STEP 5

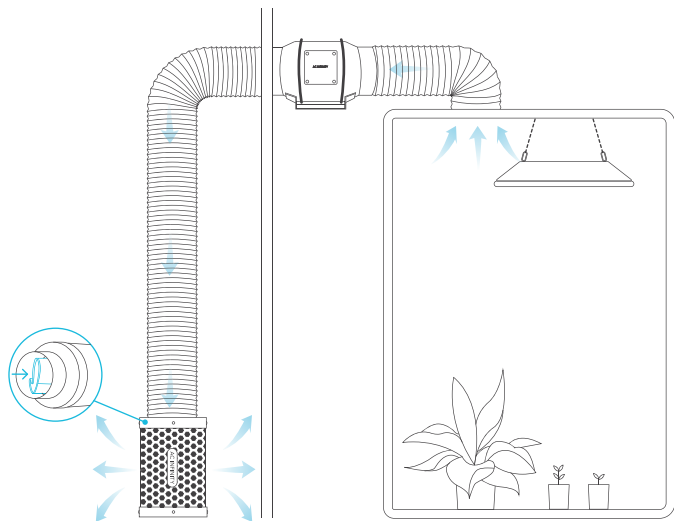
To use this filter in intake applications, place the filter inside your grow space. Make sure the filter is connected to your inline duct fan's intake end before completing the installation.



INSTALLATION

STEP 6

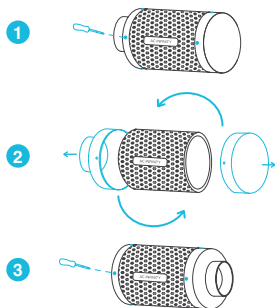
To use this filter in exhaust applications, place the filter outside of your grow space. Make sure the filter is connected to your inline duct fan's exhaust end before completing the installation.



MAINTENANCE

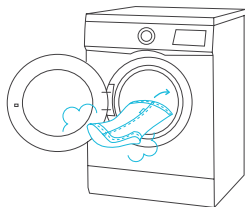
REVERSING THE FLANGES

To extend the filter's lifespan and utilize its entire carbon bed, rotate the flanges from either end. Remove the screws from the flanges to release them from the filter. Replace the flanges on the other ends and screw them back into place.



WASHING THE PREFILTER

Wash the reusable cloth as needed to clear it of any dust and build-up. This will further extend the lifespan of the filter.



AC INFINITY PRODUCTS

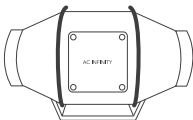
RACK FANS

The CLOUDPLATE series rack fan system is designed for quietly cooling a wide range of audio, video, home theater, network, and IT equipments racks. The model features a thermal controller with intelligent programming that will automatically adjust the fan speeds in response to changing temperatures.



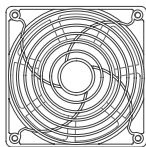
DUCT FANS

The CLOUDLINE series is a line of duct fans designed to quietly ventilate AV rooms and closets, as well as various DIY air circulation and exhaust projects. Features a thermal controller with intelligent programming that will automatically adjust duct fan speeds in response to changing temperatures.



PROJECT MUFFIN FANS

The AXIAL series fan kit is designed for various DIY projects that requires cooling or ventilation; or as a replacement fan for many products on the market. Each fan kit includes fan guards and everything needed to mount the unit onto a wall and power it through a wall outlet. S-series models include a speed controller.



Discover the latest innovations in cooling and ventilation at acinfinity.com

WARRANTY

This warranty program is our commitment to you, the product sold by AC Infinity will be free from defects in manufacturing for a period of two years from the date of purchase. If a product is found to have a defect in material or workmanship, we will take the appropriate actions defined in this warranty to resolve any issues.

The warranty program applies to any order, purchase, receipt, or use of any products sold by AC Infinity or our authorized dealerships. The program covers products that have become defective, malfunctioned, or expressively if the product becomes unusable. The warranty program goes into effect on the date of purchase. The program will expire two years from the date of purchase. If your product becomes defective during that period, AC Infinity will replace your product with a new one or issue you a full refund.

The warranty program does not cover abuse or misuse. This includes physical damage, submersion of the product in water, incorrect installation such as wrong voltage input, and misuse for any reason other than intended purposes. AC Infinity is not responsible for consequential loss or incidental damages of any nature caused by the product. We will not warrant damage from normal wear such as scratches and dings. Non-durable goods are not included under this warranty program.

For more information about our dealers and distributors, please contact our customer service at support@acinfinity.com or (626) 923-6399 Monday to Friday (9:00 am to 5:00 pm PST).



If you have any issues with this product, contact us and we'll happily resolve your problem or issue a full refund!

COPYRIGHT © 2021 AC INFINITY INC. ALL RIGHTS RESERVED

No part of the materials including graphics or logos available in this booklet may be copied, photocopied, reproduced, translated or reduced to any electronic medium or machine readable form, in whole or in part, without specific permission from AC Infinity Inc.

www.acinfinity.com